



MONTGOMERY COUNTY
COMMON PLEAS COURT - GENERAL DIVISION

Probation Services Department

Monthly Informational/Statistics Report
As of December 2023

Carlos Walker
Director of Probation Services

TABLE OF CONTENTS
PROBATION SERVICES DEPARTMENT
MONTHLY REPORT

Federal Form..... 3

Terminations of Probation 4

CPC Probation Population.....4

Casebook Sizes (Averages) – Basic/Intensive 4

Community Service Work 5

Violation Conferences..... 5

Casebook Statistics by Group 6

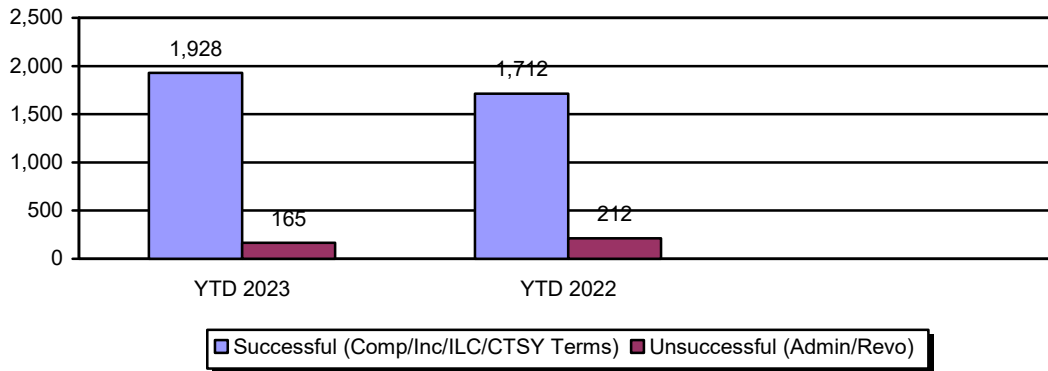
Referrals to Programming (Quarter & Annual) (Internal) 7

Brunner Literacy (Quarter & Annual)..... 8

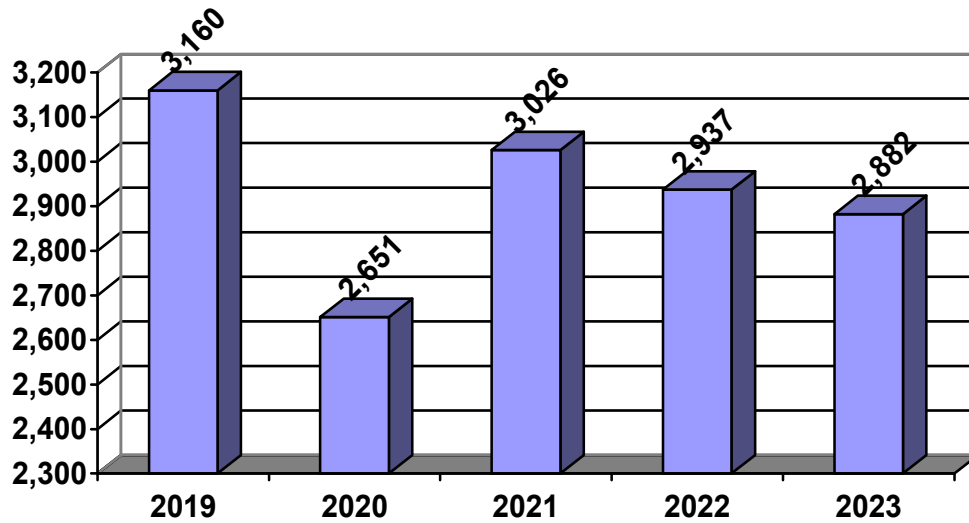
Urinalysis Data Summary (Month & Annual) 8

POPULATION ID	OLD	ADDITIONS											DELETIONS											TOTAL ON HAND			
		NEW	JUDICIAL REL	REINSTATE	WELFARE	INT DEPT TRNSFR	INT CO TRNSFN	ILC	COURTSUPRV	UNSUPRV	PAYTHRU	SUBTOTAL	COMPLETE	INCOMPLETE	ADMINISTR	DEATH	REVOCATION	PAYTHRU	ABSCOND	SUSPEND	STEP DOWN	STEP UP	ILC		COURTSUPVR	SUBTOTAL	
SEX:																											
Male	2067	85	0	73	0	21	1	27	5	0	0	212	48	32	4	1	7	1	71	0	10	7	20	6	207	2072	
Female	827	30	1	34	0	7	0	19	1	0	0	92	22	18	2	1	5	0	38	0	5	1	17	0	109	810	
TOTAL	2894	115	1	107	0	28	1	46	6	0	0	304	70	50	6	2	12	1	109	0	15	8	37	6	316	2882	
RACE:																											
White	1550	67	1	63	0	14	0	25	1	0	0	171	39	34	5	2	9	0	65	0	8	5	19	3	189	1532	
Black	1311	45	0	44	0	14	1	19	5	0	0	128	29	16	1	0	3	1	43	0	7	3	17	3	123	1316	
Alask/Amer Ind	1	0	0	0	0	0	0	0	0	0	0	0	0	0	0	0	0	0	0	0	0	0	0	0	0	1	1
Asian/Pac Isl	8	1	0	0	0	0	0	0	0	0	0	1	0	0	0	0	0	0	0	0	0	0	0	0	0	9	9
Other	24	2	0	0	0	0	0	2	0	0	0	4	2	0	0	0	0	0	1	0	0	0	1	0	4	24	
Not Known	0	0	0	0	0	0	0	0	0	0	0	0	0	0	0	0	0	0	0	0	0	0	0	0	0	0	0
TOTAL	2894	115	1	107	0	28	1	46	6	0	0	304	70	50	6	2	12	1	109	0	15	8	37	6	316	2882	
ETHNICITY:																											
Hispanic	33	2	1	0	0	0	0	1	0	0	0	4	0	0	0	0	0	0	1	0	0	0	0	0	1	36	
Non-Hispanic	2861	113	0	107	0	28	1	45	6	0	0	300	70	50	6	2	12	1	108	0	15	8	37	6	315	2846	
Not Known	0	0	0	0	0	0	0	0	0	0	0	0	0	0	0	0	0	0	0	0	0	0	0	0	0	0	0
TOTAL	2894	115	1	107	0	28	1	46	6	0	0	304	70	50	6	2	12	1	109	0	15	8	37	6	316	2882	
OFFENSE TYPE:																											
Felony	2692	102	1	105	0	28	1	46	6	0	0	289	61	48	5	2	12	1	107	0	15	8	37	6	302	2679	
Misdemeanor	202	13	0	2	0	0	0	0	0	0	0	15	9	2	1	0	0	0	2	0	0	0	0	0	14	203	
TOTAL	2894	115	1	107	0	28	1	46	6	0	0	304	70	50	6	2	12	1	109	0	15	8	37	6	316	2882	
YTD 2023	2894	1610	9	1200	0	431	7	466	83	0	0	3806	875	538	54	55	111	1	1241	12	243	222	404	111	3861	2882	
YTD 2022	2957	1555	1	1308	1	3433	11	483	103	0	0	4041	779	445	62	66	150	0	1463	18	350	299	392	96	4070	2937	

TERMINATIONS OF PROBATION

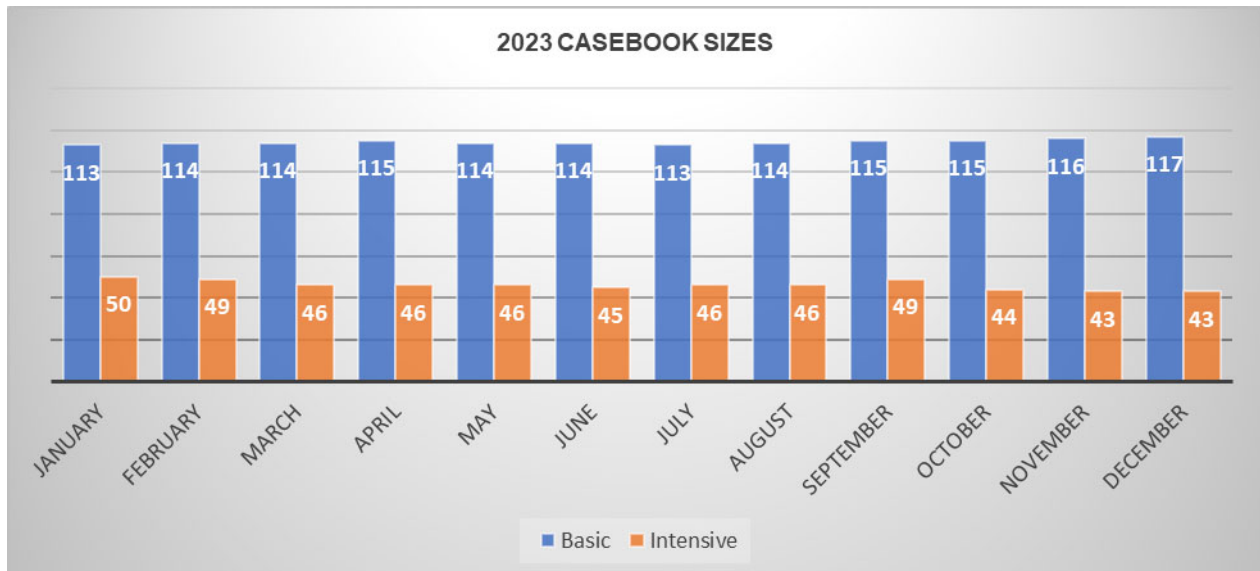


CPC PROBATION POPULATION



Previous Years are Year Ending Totals / Current Year is End of Month Total

2023 CASEBOOK SIZES



COMMUNITY SERVICE WORK

TEAM	REFERRED MO	REFERRED Y-T-D 2023	REFERRED Y-T-D 2022	ASSIGNED 2023	ASSIGNED 2022	MONTHLY HOURS 2023	MONTHLY HOURS 2022	HOURS Y-T-D 2023	HOURS Y-T-D 2022	VALUE 2023	VALUE 2022
TOTAL	30	584	556	584	556	994	2455	25,242	22,881	\$254,944	\$212,793

*2022/23 value - \$10.10/hour

VIOLATION CONFERENCES

	MONTH	Year-To-Date 2023	Year-To-Date 2022
TOTAL CASES PROCESSED:	27	358	466
Active	5	79	111
Reinstated	20	274	337
Violation Hearing/Revocation (Filed)	0	10	15
Terminated	2	5	3
* The Court's implementation of the Violation Conference Process has saved the County the costs calculated as follows: 358 cases YTD x 14 days (average stay in MCJ awaiting revocation) = 5,012 5,012 days x \$73.50/day (Cost per day to house an offender in MCJ) = \$368,382			

Casebook Statistics by Group as of December 31, 2023

Probation Officers

Probation Officers: 12 (1 Vacant)
 Clients: 1422
 Average Casebook: 119

Specialized Docket Officers

Intensive Probation Officers: 9
 Clients: 256
 Average Casebook: 28

Sex Offender Officers

Intensive Probation Officers: 2
 Clients: 103
 Average Casebook: 52

ISP Officers

Intensive Probation Officers: 12
 Clients: 512
 Average Casebook: 43

Domestic Violence Officers

Intensive Probation Officers: 2
 Clients: 132
 Average Casebook: 66

Interstate/Intrastate/Courtesy Officers

Probation/Intensive Officers: 3
 Clients: 346
 Average Casebook: 115

Aftercare Officers

Intensive Probation Officers: 5
 Clients: 111
 Average Casebook: 22

Department Active Clients: 2882

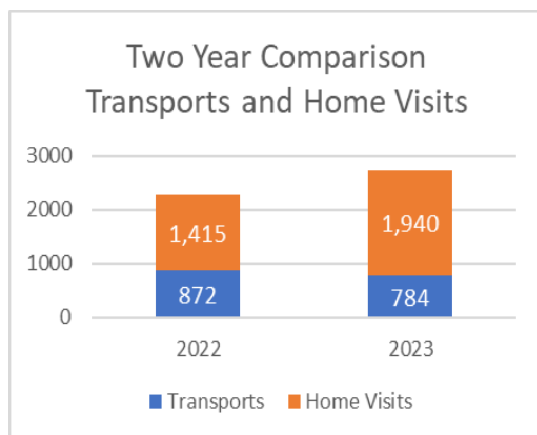
Absconders: 1121

Client Transports: 40

Home Visits: 170

Top Carey Guide Users-December

1. Christina Peters
2. Holly Vadnais
3. Ben Cormier



**Most Referrals to Programming
4th Quarter 2023**

1. Holly Vadnais
2. Lawrance Dudgeon
3. Nicole Cisternas

Referrals to Programming (Scheduled)

4th Quarter 2023

Non-Gender Specific

- *Impact Panel – Drug: 8*
- *Impact Panel – DUI: 8*
- *Impact Panel – VOV: 4*

Female

- *Anger Management: 0*
- *Building Healthy Relationships: 3*
- *Decision Points: 1*
- *Keys to Success: 0*
- *Making Better Choices: 14*
- *Rise and Restore: 1*
- *Understanding Substance Abuse: 0*
- *Women Empowering Women for Success: 9*

Male

- *Advanced Breaking the Cycle: 0*
- *Anger Management: 3*
- *Breaking the Cycle: 6*
- *Building Healthy Relationships: 0*
- *Decision Points: 21*
- *Keys to Success: 0*
- *Making Better Choices: 15*
- *Understanding Substance Abuse: 0*

New Client Orientation

Attended: 83

Referrals to Programming (Scheduled)

All of 2023

Non-Gender Specific

- *Impact Panel – Drug: 36*
- *Impact Panel – DUI: 83*
- *Impact Panel – VOV: 34*

Female

- *Anger Management: 11*
- *Building Healthy Relationships: 21*
- *Decision Points: 14*
- *Keys to Success: 4*
- *Making Better Choices: 69*
- *Rise and Restore: 6*
- *Understanding Substance Abuse: 4*
- *Women Empowering Women for Success: 33*

Male

- *Advanced Breaking the Cycle: 8*
- *Anger Management: 10*
- *Breaking the Cycle: 57*
- *Building Healthy Relationships: 8*
- *Decision Points: 63*
- *Keys to Success: 9*
- *Making Better Choices: 77*
- *Understanding Substance Abuse: 12*

New Client Orientation

Attended: 376

Brunner Literacy

4th Quarter 2023

Male Students	38
Female Students	21
Total Students Served	59

Brunner Literacy

All of 2023

Male Students	187
Female Students	79
Total Students Served	266

Urinalysis Data Summary

From 12/1/23 to 12/31/23

Drug	Count
Alcohol	80
Amphetamine	118
Barbiturate	1
Benzodiazepines	47
Buprenorphine	180
Cocaine	72
Ecstasy	14
Fentanyl	81
Heroin	1
K2	1
Marijuana	479
Methadone	27
Methamphetamine	114
Opiates	6
Oxycodone	16
Phencyclidine	
Tramadol	4
Total Tests Administered	2208
Positivity Rate	56%

Urinalysis Data Summary

All of 2023

Drug	Count
Alcohol	1054
Amphetamine	1409
Barbiturate	3
Benzodiazepines	404
Buprenorphine	2030
Cocaine	824
Ecstasy	338
Fentanyl	975
Heroin	17
K2	2
Marijuana	5554
Methadone	407
Methamphetamine	1612
Opiates	121
Oxycodone	213
Phencyclidine	1
Tramadol	41
Total Tests Administered	28386
Positivity Rate	53%